

SUPER

RECESSED / SURFACE / SUSPENDED
OPAL + MICROPRISM



LED			IP40				3 years warranty	30,000 hrs L70/B50 Ta=25°C	220-240V 50-60Hz		
-----	--	--	------	--	--	--	------------------	----------------------------------	---------------------	--	--

Super

Super

Recessed / Surface / Suspended

UGR<19

LIGHT OUTPUT

up to 4800 lm

EFFICIENCY

up to 100 lm/W

WIRING

ECG, on request: DALI, 1-10V
On request: Emergency kit (1h, 3h)
Flicker-free light (<5%)

CCT

3000 - 4000K

CRI

≥ 80 Ra

MATERIALS

> Housing	Sheet steel
> Frame	Aluminum profile
> Diffuser	Opal PMMA Mat Pattern + Microprism

LIGHT DISTRIBUTION

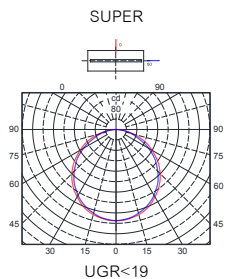
Direct

SURFACE FINISH

White color (RAL9003)

ACCESSORIES

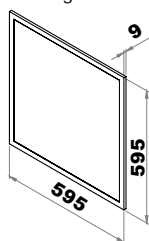
CEILING FRAME KIT FOR SURFACE APPLICATION FOR LED "SUPER" PANEL 595X595 MM (ORDER CODE: ACSSUPRE595)
CEILING FRAME KIT FOR SURFACE APPLICATION FOR LED "SUPER" PANEL 295X1195 MM (ORDER CODE: ACSSUPRE1195)
FOR SUSPENDED APPLICATION:
SUSPENDED KIT + CEILING FRAME KIT FOR SURFACE APPLICATION FOR LED "SUPER" PANEL 595X595 MM (CODE: ACSSUPRE595 + ACSUS 1/1.5)
SUSPENDED KIT + CEILING FRAME KIT FOR SURFACE APPLICATION FOR LED "SUPER" PANEL 295X1195 MM (CODE: ACSSUPRE1195 + ACSUS 1/1.5)



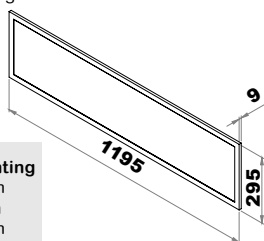
Opal PMMA Mat Pattern + Microprism (UGR < 19)



drawing #1



drawing #2



For Surface mounting
height: + 44mm
width: + 29mm
length: + 29mm

Net lumen output (lm)	CCT (K)	Power (W)	Wiring	Dimensions (mm)	Weight (kg)	ACS #	Purchase code
3500	3000	36	ECG	drawing #1	3.05	1,3	SuPRE595-36-3500/7.3/IP40O3W
3600	4000	36	ECG	drawing #1	3.05	1,3	SuPRE595-36-3600/7.4/IP40O3W
4200	3000	48	ECG	drawing #1	3.05	1,3	SuPRE595-48-4200/7.3/IP40O3W
4800	4000	48	ECG	drawing #1	3.05	1,3	SuPRE595-48-4800/7.4/IP40O3W
3500	3000	36	ECG	drawing #2	3.05	2,4	SuPRE1195-36-3500/7.3/IP40O3W
3600	4000	36	ECG	drawing #2	3.05	2,4	SuPRE1195-36-3600/7.4/IP40O3W
4200	3000	48	ECG	drawing #2	3.05	2,4	SuPRE1195-48-4200/7.3/IP40O3W
4800	4000	48	ECG	drawing #2	3.05	2,4	SuPRE1195-48-4800/7.4/IP40O3W
#	Accessories (ACS)			Purchase code			
1	Ceiling frame KIT for Surface application for LED "SUPER" panel 595x595 mm			ACSSuPRE595			
2	Ceiling frame KIT for Surface application for LED "SUPER" panel 295x1195 mm			ACSSuPRE1195			
3	Suspended KIT + Ceiling frame KIT for Surface application for LED "SUPER" panel 595x595 mm			ACSus 1/1.5 + ACSSuPRE595			
4	Suspended KIT + Ceiling frame KIT for Surface application for LED "SUPER" panel 295x1195 mm			ACSus 1/1.5 + ACSSuPRE1195			

SUPER



SURFACE MOUNTING



*CEILING FRAME KIT FOR SURFACE MOUNTING

